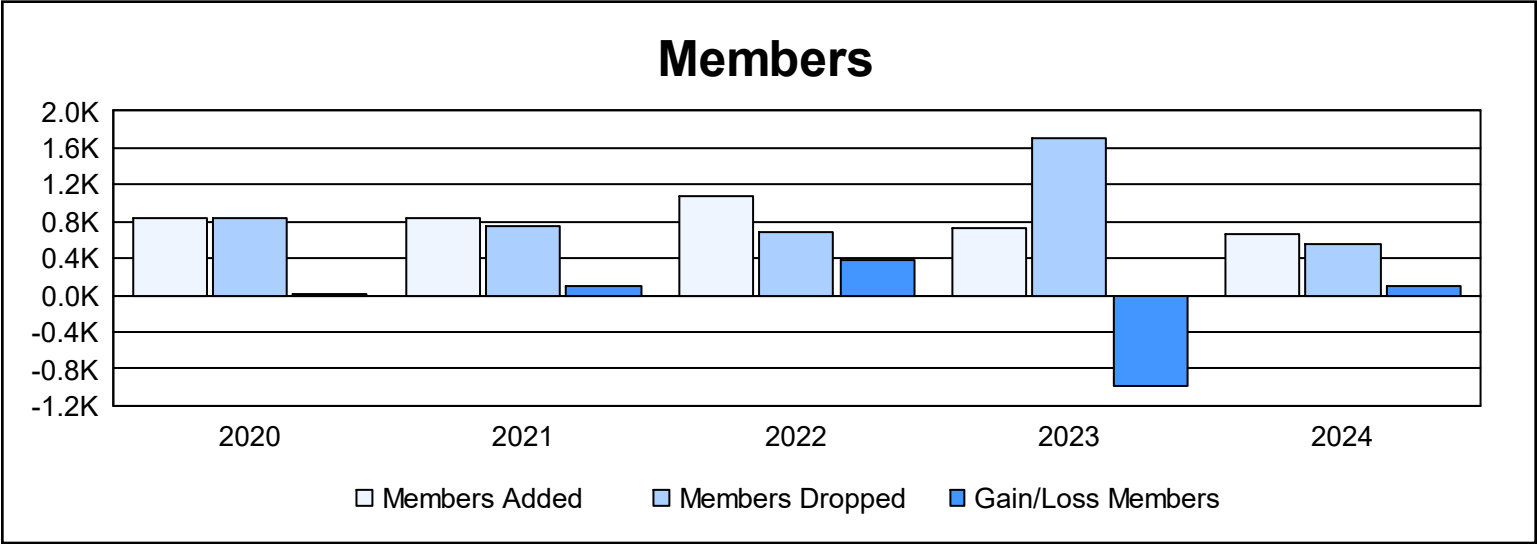
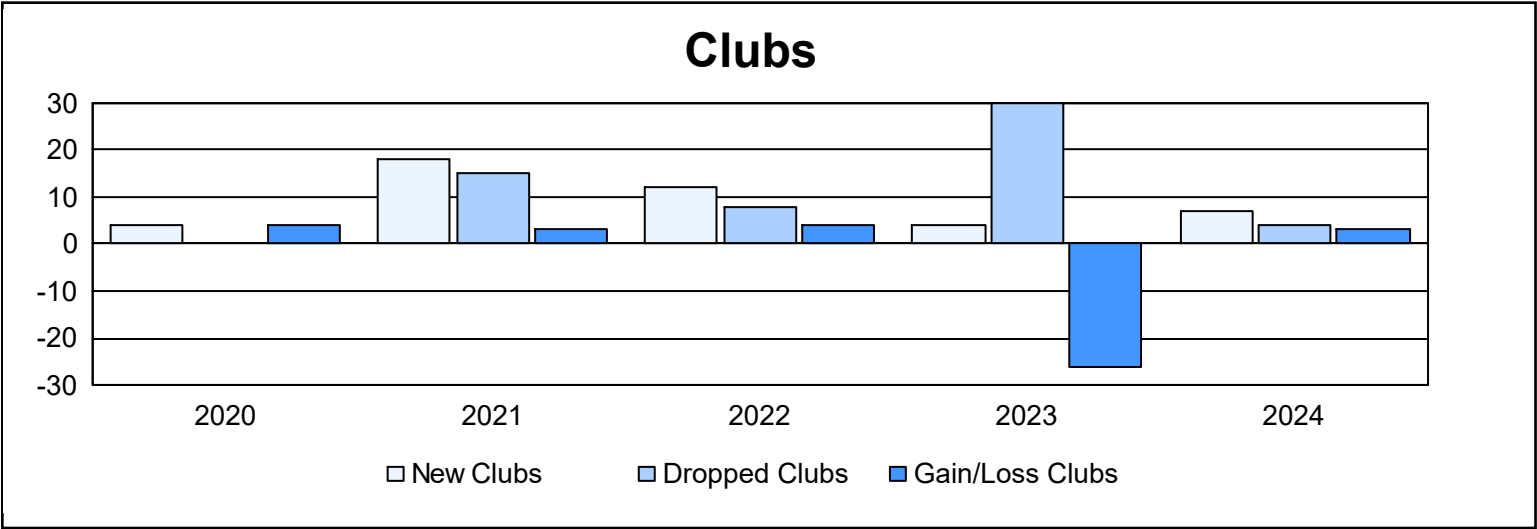
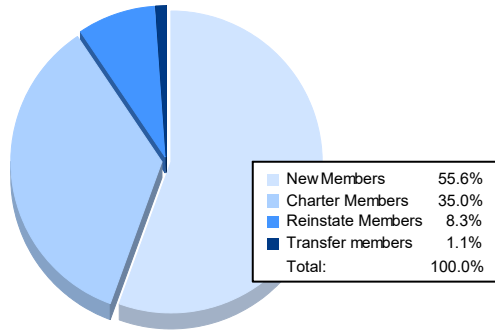


| Year | New Clubs | Dropped Clubs | Gain/ Loss Clubs | New Members | Charter Members | Reinstate Members | Transfer Members | Total Member Added | Total Members Dropped | Gain/ Loss Members |
|-----------|-----------|---------------|------------------|-------------|-----------------|-------------------|------------------|--------------------|-----------------------|--------------------|
| 2019-2020 | 4 | 0 | 4 | 295 | 295 | 254 | 1 | 845 | 832 | 13 |
| 2020-2021 | 18 | 15 | 3 | 422 | 409 | 10 | 1 | 842 | 743 | 99 |
| 2021-2022 | 12 | 8 | 4 | 338 | 606 | 71 | 61 | 1,076 | 688 | 388 |
| 2022-2023 | 4 | 30 | -26 | 268 | 250 | 192 | 19 | 729 | 1,713 | -984 |
| 2023-2024 | 7 | 4 | 3 | 367 | 231 | 55 | 7 | 660 | 551 | 109 |
| Average | 9 | 11 | -2 | 338 | 358 | 116 | 18 | 830 | 905 | -75 |



Membership Composition June 2024 Cumulative



Gender Composition June 2024 Cumulative

